

SPACESHIP EARTH
091-494213
SpaceShipEarthMission@gmail.com



SPACESHIP EARTH

DATE	PROJECT NAME	PREPARED BY
Friday 18 th June 2021	Spaceship Earth	Derek O'Keeffe Cornelia Connolly Patrick Johnson Kevin Johnson Mary Fitzpatrick
LESSON DURATION	SUBJECT/TOPIC	LEVEL
1hr 9:30 am – 10:30 am	Weather Balloon Experiments	2 nd – 4 th Class

LEARNING OBJECTIVES

What is the weather?
What is a weather balloon?
Understand the various possible experiments for the class to perform.
Design a paper airplane

EQUIPMENT / RESOURCES

Paper for Airplane making

INSTRUCTIONAL STRATEGIES

Present a powerpoint
Recap on Lesson 1
Watch Videos
Engage in a Paper Plane making activity


SUMMARY OF TASK

Deliver virtual presentation to the class.


DESIGN A PAPER AIRPLANE

Step by step instructions are below and a Video demonstration can be found on our website at www.spaceshipearth.ie



First you fold the paper in half lengthwise, and then unfold.




Fold the top two corners down so they meet the center crease.




Flip the plane over and fold the corners in again to the center crease.



Fold the top point down so that the tip meets the bottom of where the previous folds come together.



Fold the entire plane in half, in on itself



Fold the wings down so that you're making a straight line across from the top of the snub nose.

